

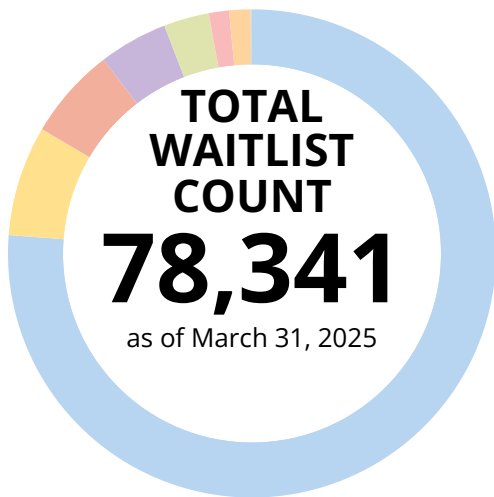


SACRAMENTO HOUSING AND REDEVELOPMENT AGENCY

March 2025

HOUSING CHOICE VOUCHER PROGRAM MONTHLY REPORT

WAITLIST COUNT



19,259	Saybrook
18,505	City Project-Based
15,338	County Project-Based
11,588	Mirasol Village
7,589	Phoenix Park
2,250	Project-Based Elderly
3,608	Housing Choice Vouchers
204	7th & H Street

PAYMENTS

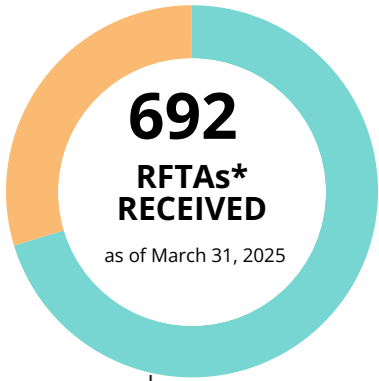
Month	# of Lanlords Paid	Rent Subsidies Paid
January	3,711	\$18,985,796
February	3,697	\$19,091,876
March	3,687	\$19,430,927
April		
May		
June		
July		
August		
September		
October		
November		
December		

**TOTAL RENT SUBSIDIES PAID
(YEAR-TO-DATE)**

\$57,508,599

as of March 31, 2025

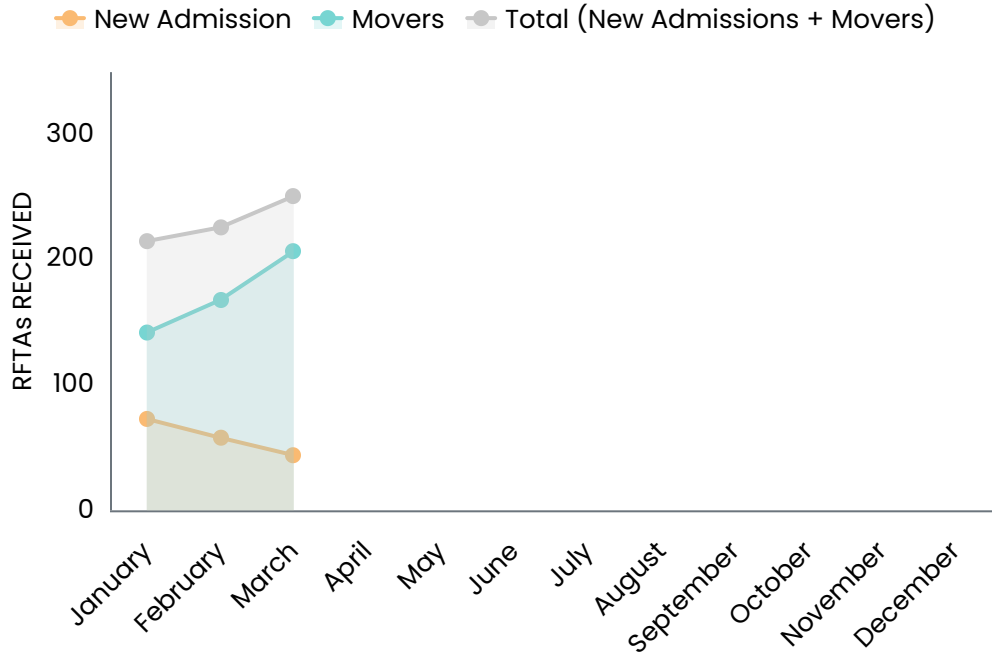
RFTAs* RECEIVED YTD



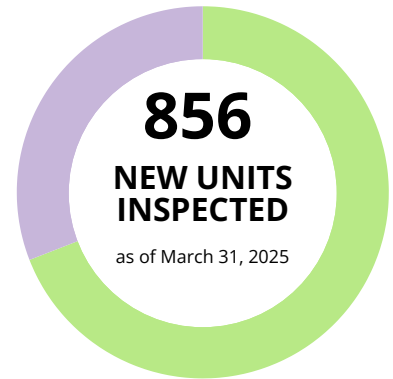
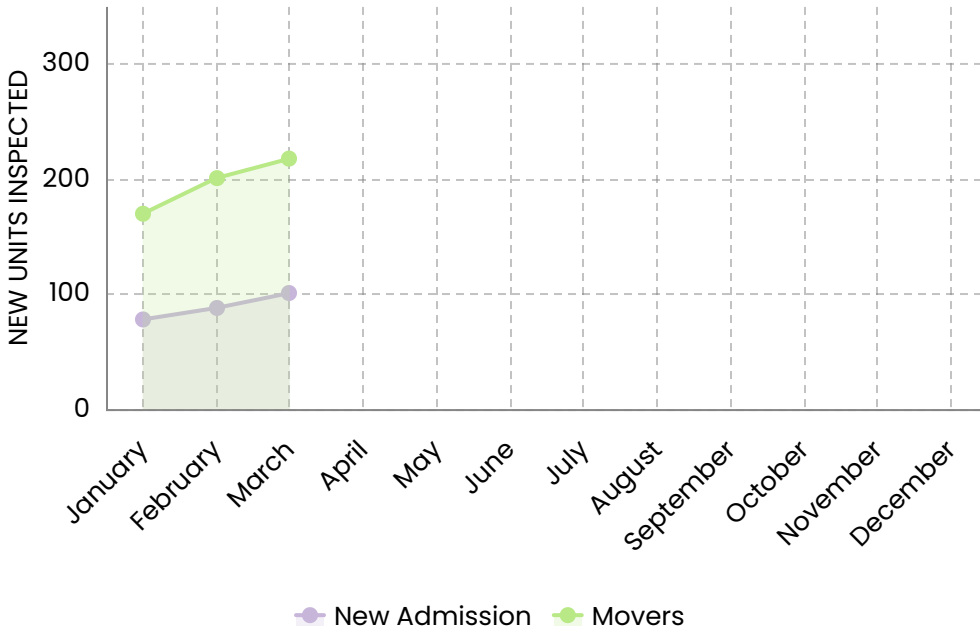
#	RFTA's
517	Movers
175	New Admissions

About 70% of the RFTAs received are for program participants who are moving, the other 30% are for households new to the program.

*a Request for Tenancy Approval (RFTA) is the HUD document a landlord and tenant sign requesting the tenant's voucher to pay for the landlord's unit



INSPECTIONS YTD



#	Inspections
589	Movers
267	New Admissions

An average of 285 inspections are completed a month for new admissions and movers.

Additionally, an average of 879 annual inspections have been completed each month.