

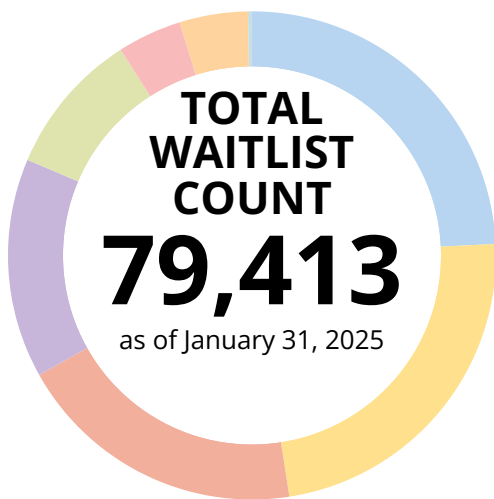


SACRAMENTO HOUSING AND REDEVELOPMENT AGENCY

2024 Year End Report

HOUSING CHOICE VOUCHER PROGRAM

WAITLIST COUNT



19,261	Saybrook
18,496	City Project-Based
15,338	County Project-Based
11,552	Mirasol Village
7,581	Phoenix Park
3,373	Project-Based Elderly
3,608	Housing Choice Vouchers
204	7th & H Street

PAYMENTS

Month	# of Lanlords Paid	Rent Subsidies Paid
January	3659	\$16,716,399
February	3681	\$16,825,623
March	3693	\$17,512,257
April	3688	\$17,682,161
May	3868	\$17,583,519
June	3687	\$17,542,588
July	3679	\$18,086,683
August	3693	\$18,250,247
September	3702	\$18,740,913
October	3714	\$18,588,378
November	3713	\$18,926,037
December	3716	\$18,915,748

TOTAL RENT SUBSIDIES PAID (YEAR-TO-DATE)

\$215,370,553

as of December 31, 2024

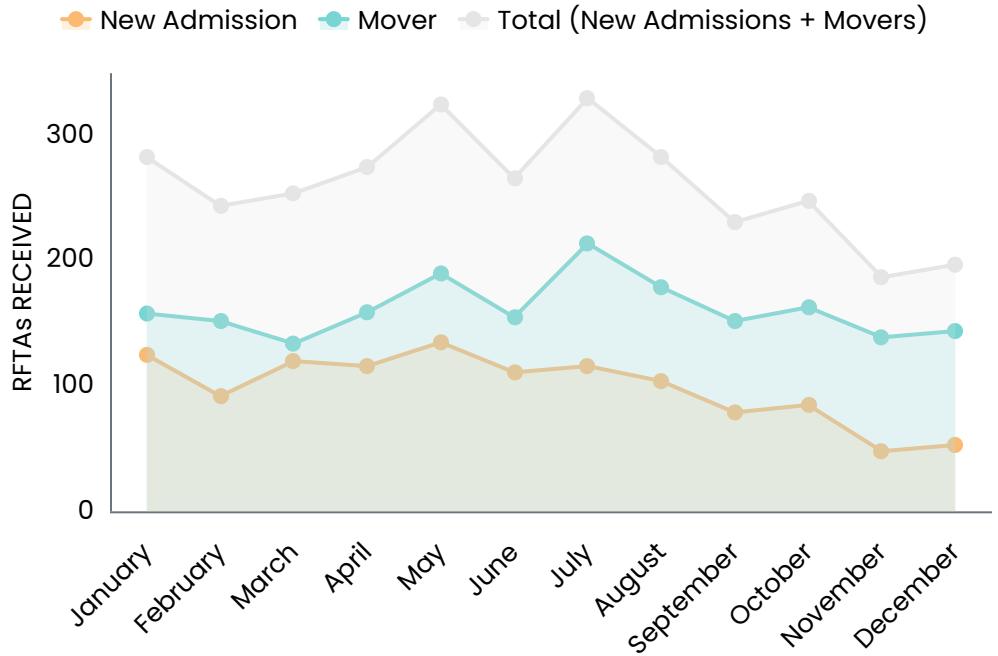
RFTAs* RECEIVED



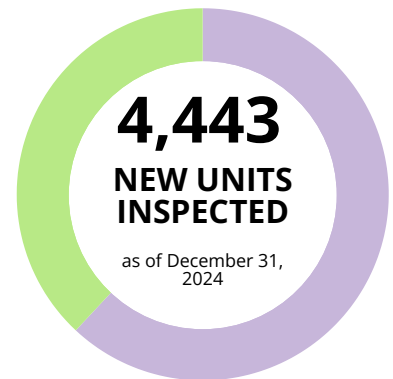
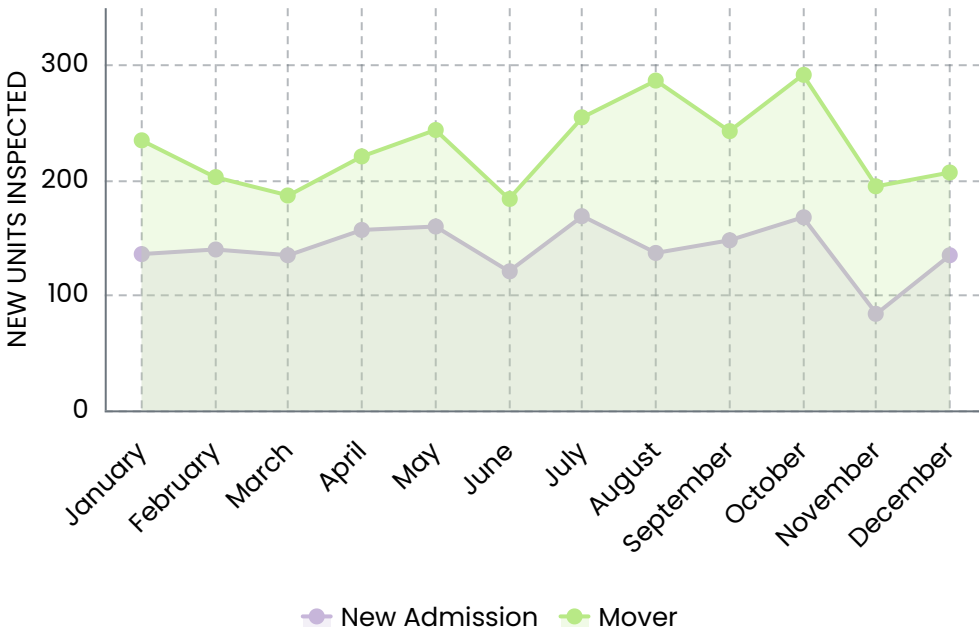
#	RFTA's
1,939	Movers
1,184	New Admissions

About 60% of the RFTAs received are for program participants who are moving, the other 40% are for households new to the program.

*a Request for Tenancy Approval (RFTA) is the HUD document a landlord and tenant sign requesting the tenant's voucher to pay for the landlord's unit



INSPECTIONS



#	inspections
2,753	Movers
1,690	New Admissions

An average of 370 inspections are completed a month for new admissions and movers.

Additionally, an average of 500 annual inspections are completed a month.