



2970 X STREET



X- Street Navigation Center

Opened September 21, 2021

December 1 to December 15, 2024

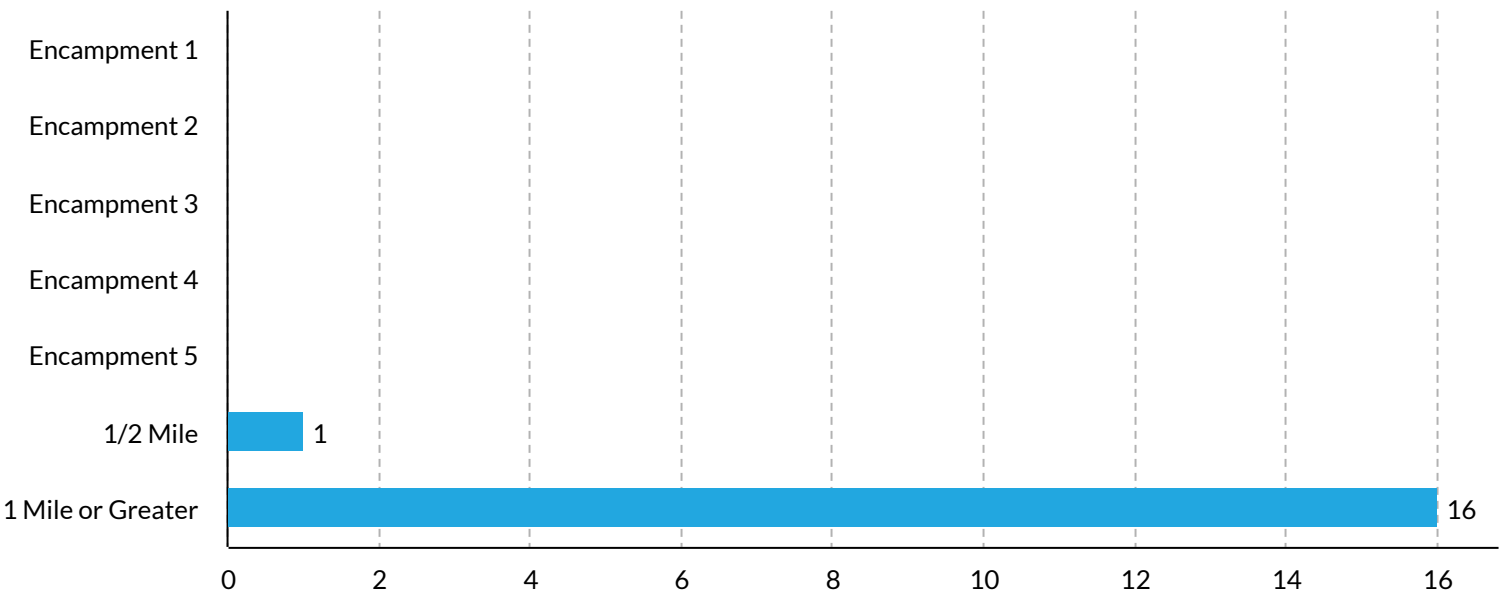
		Beds Filled %	Gender	Age	Animals	Services: Meals and Bed Nights
As of December 15, 2024 95 Guests	95%	Woman . . .	25			Meals 8,405 Bed Nights 1,334
		Man . . .	67	18-24	1	
		Non Binary . . .	1	25-34	15	
		Transgender . . .	2	35-54	44	
		Woman/ 1 other gender ID . . .	0	55-61	20	
		Man/ 1 other gender ID . . .	0	62+	15	
Project Year to Date (PYTD) 1,299 Guests 1,074 Unduplicated Guests		Woman . . .	381			Meals 534,339 Bed Nights 98,358
		Man . . .	902	18-24	21	
		Non Binary . . .	5	25-34	214	
		Transgender . . .	4	35-54	621	
		Woman/ 1 other gender ID . . .	5	55-61	259	
		Man/ 1 other gender ID . . .	2	62+	184	

Animals:

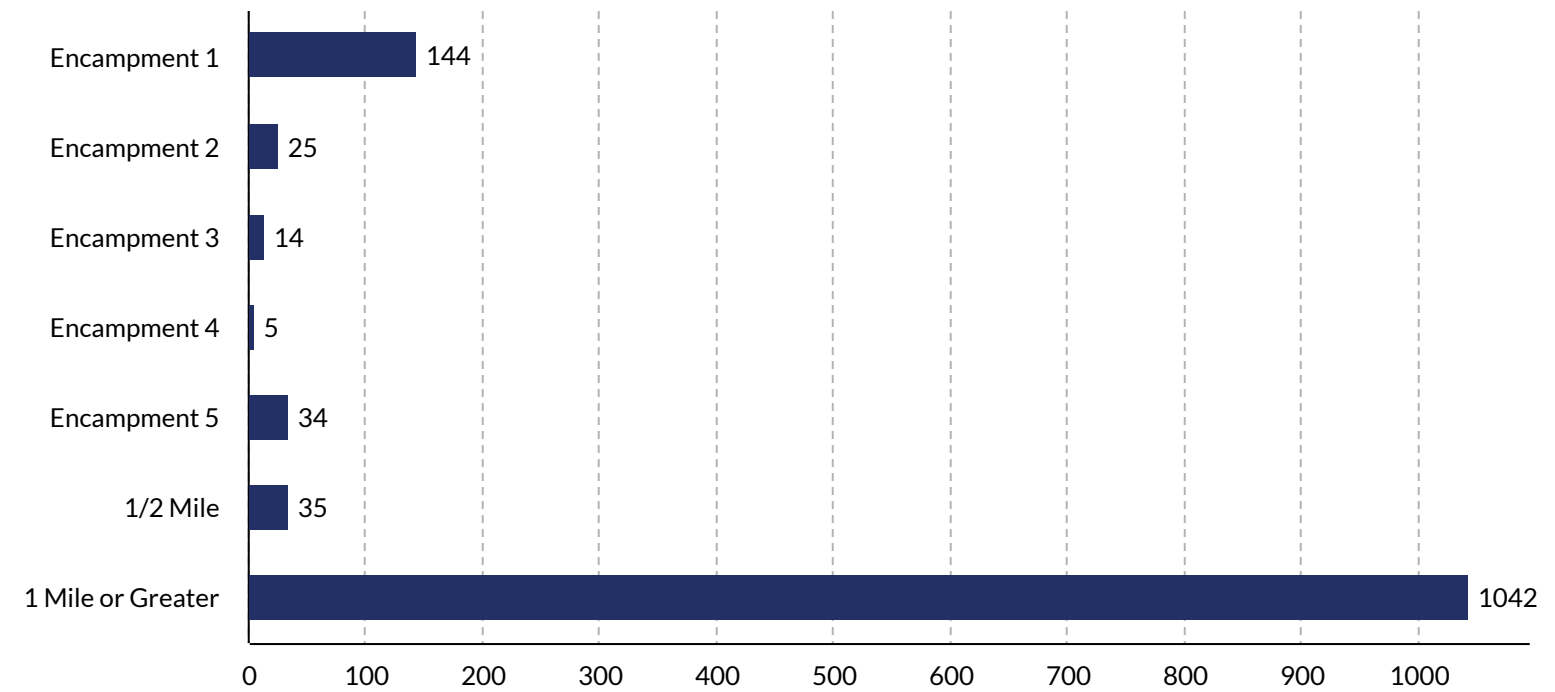
The number of guest pets.

Admitted Encampments

Week



PYTD



Admitted Encampments:

Refers to the different parts of the city where Guests were found living prior to entry into the shelter.

Defined Terms

Encampment 1

Located near X Street and Alhambra.

Encampment 2

Located near 26th and X Street.

Encampment 3

Located near W Street and Alhambra.

Encampment 4

Located near 30th and T Street.

Encampment 5

Located near Broadway and Alhambra.

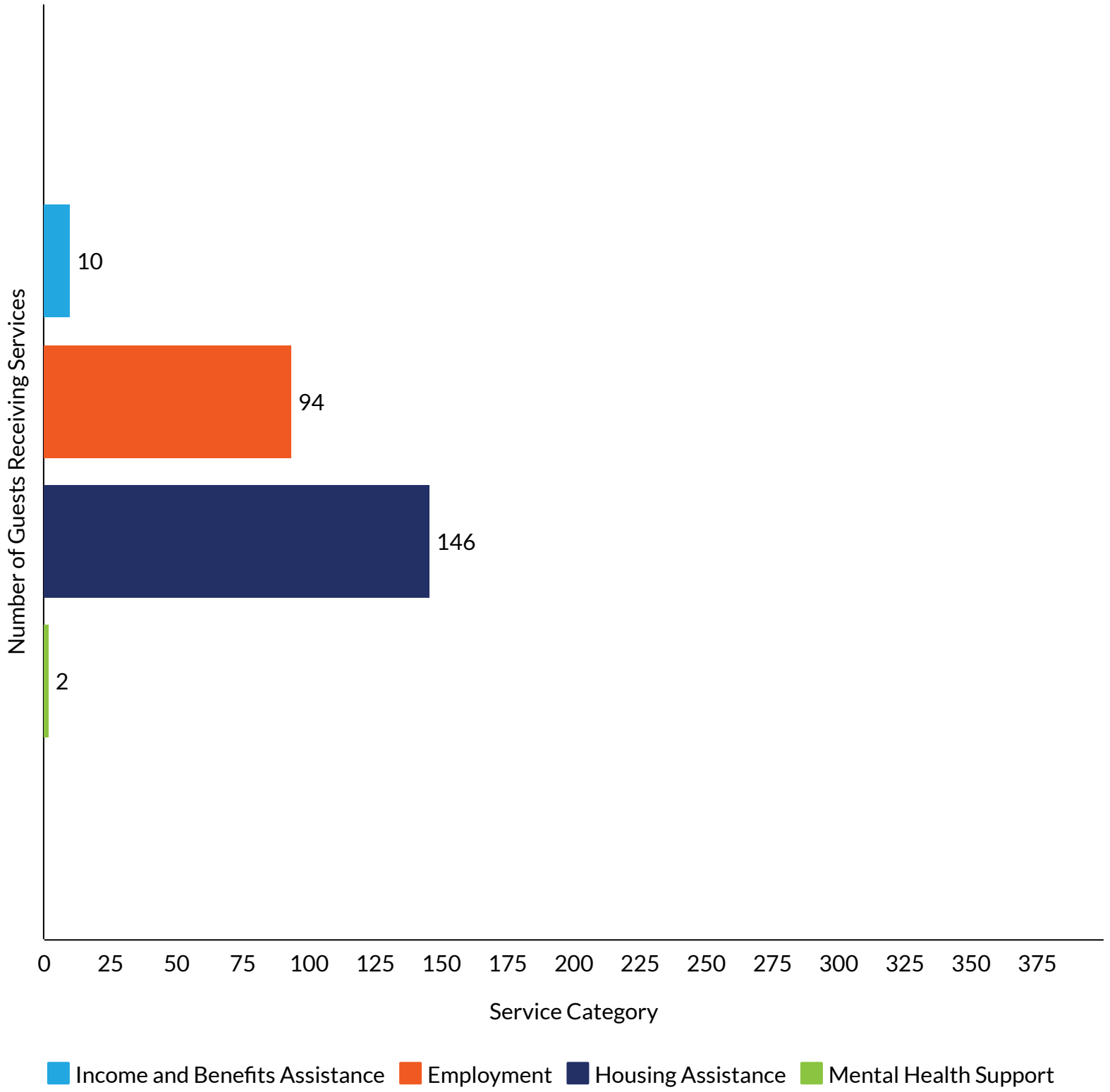
1/2 Mile

The guests previously lived in an uninhabitable area less than 1/2 mile outside of the shelter.

1 Mile or Greater

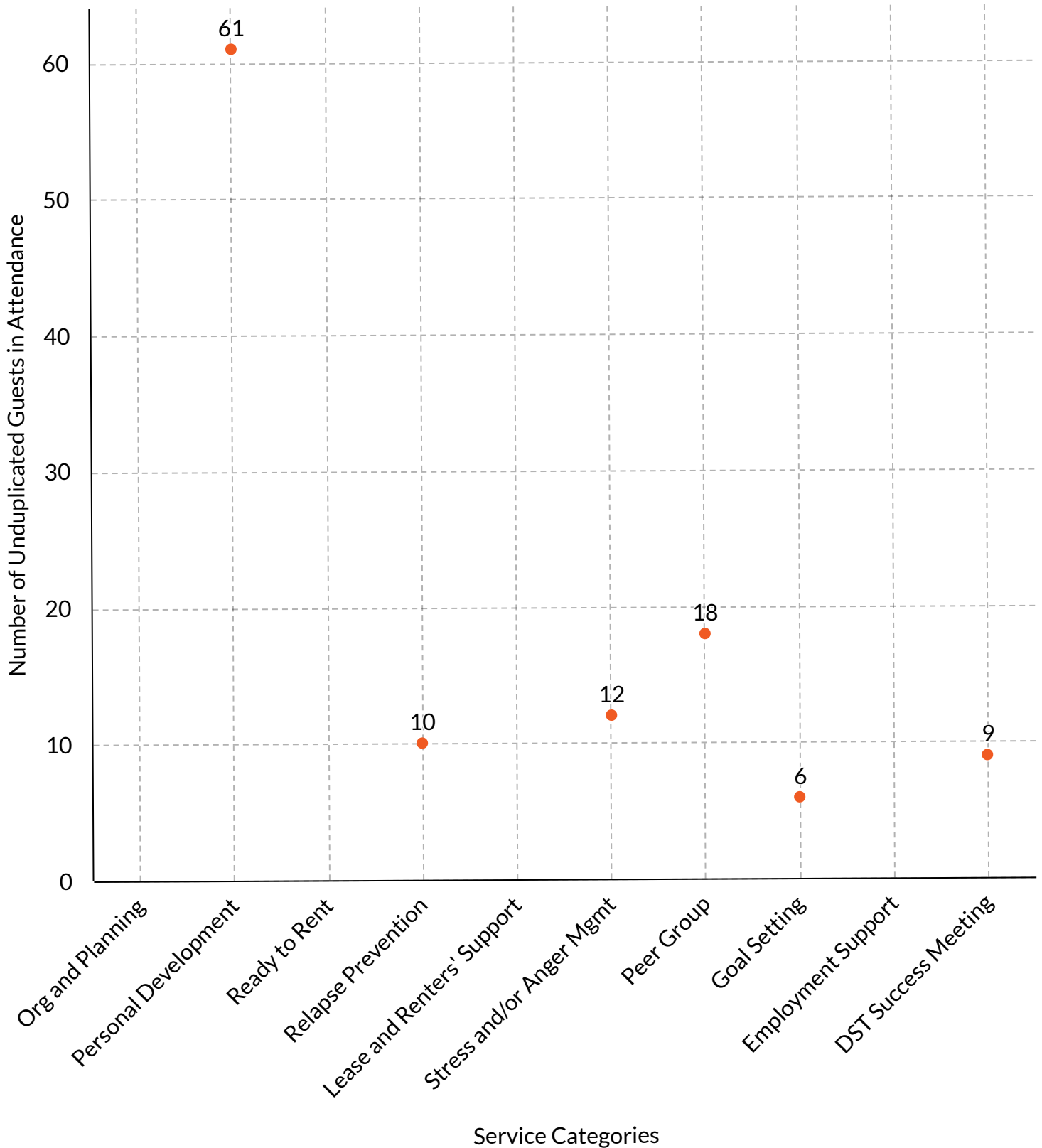
The guests previously lived in an uninhabitable area 1 mile or greater outside of the shelter.

Weekly Services



Each Service Category is comprised of a multitude of services that are available to the guests. A guest may receive multiple services recorded under one category based on their need. The total count of possible guests will reflect the fluctuation of all guests throughout the time frame captured, which may surpass the end of week "in-house count".

Weekly Workshops

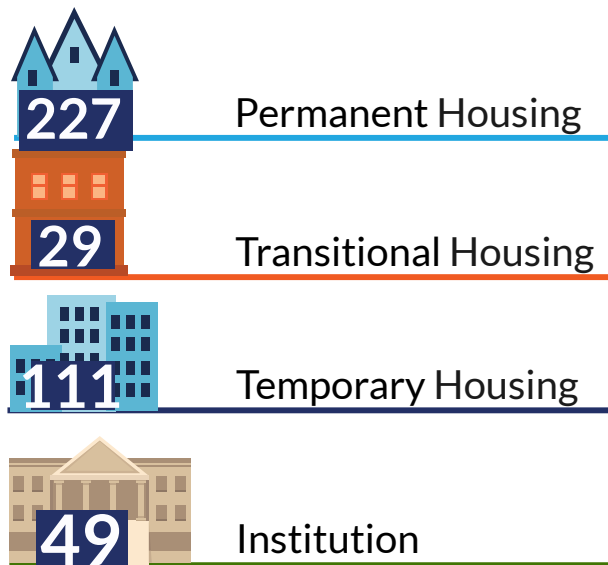


Each Service Category is comprised of a multitude of services that are available to the guests. A guest may receive multiple services recorded under one category based on their need. The total count of possible guests will reflect the fluctuation of all guests throughout the time frame captured, which may surpass the end of week "in-house count".

Project Year to Date Successes

Housed

416 of 1,299



PYTD Success Terms

(1,299 guests have exited PYTD)

Housed:

Guests that exited and obtained temporary, transitional or permanent housing as of project year to date.

Permanent Housing:

The guest must be the tenant on a lease (or sublease) for an initial term of at least one year that is renewable and is terminable only for cause.

Temporary Housing:

The guest declares they are living on a temporary basis with family or friends.

Transitional Housing:

The guest lives in housing for a defined time period and may include supportive services.

Institution:

The guest lives in:

- Foster Care Home or Foster Care Group Home
- Psychiatric Hospital or other Psychiatric Facility
- Substance Abuse Treatment Facility or Detox Center
- Hospital or Residential Non-Psychiatric Medical Facility
- Jail, Prison or Juvenile Detention Facility
- Residential Project or Halfway House with no homeless criteria
- Long-term Care Facility or Nursing Home



All SHRA reports are accessible on
the SHRA.org website, under Find Housing-
Emergency Housing and Homeless Resources- X Street Navigation Center:
<https://www.shra.org/x-street-navigation-center/>

Please refer all inquiries to SHRA Homeless Innovations Department:
Shelter Information
(916) 440-1382
HIQuestions@shra.org

All data is pulled from the Homeless Management Information System and represents a
snapshot in time. Data is subject to change as it is reviewed and corrected.

