

Meadowview Navigation Center

Monthly Report - December 2024

Opened October 1st, 2020



MEADOWVIEW
NAVIGATION CENTER

A D M I T T E D

Admitted Guests: December



Admitted Guests: Program Total



December

- 30 people admitted
- 38 people exited
- 88 occupancy as of 12/31/24

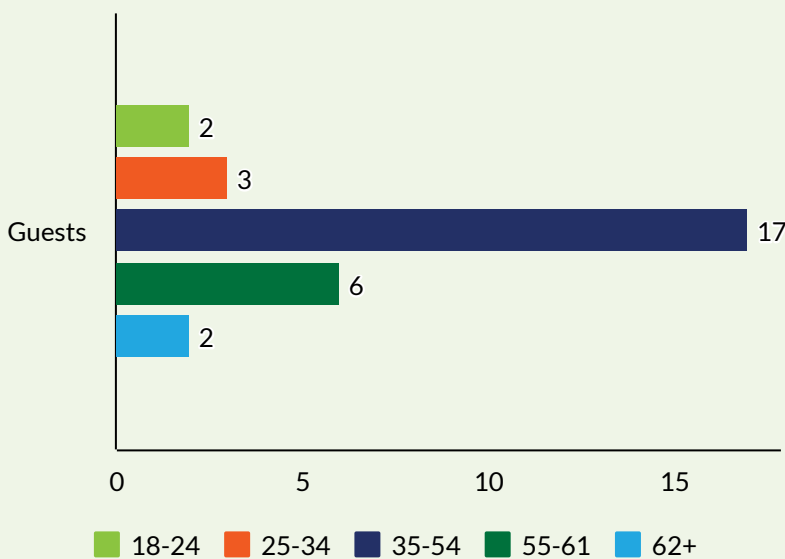
Recap

Program Total

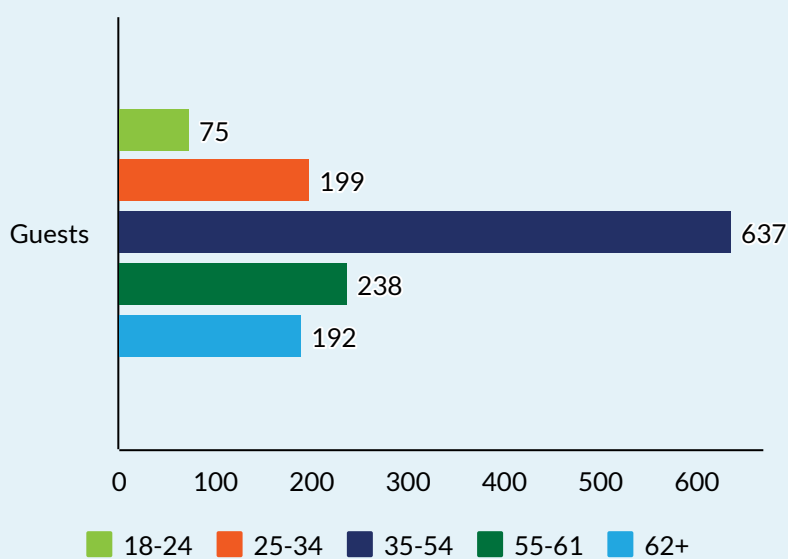
- 1,341 people admitted
- 1,253 people exited

AGE

Admitted Ages: December

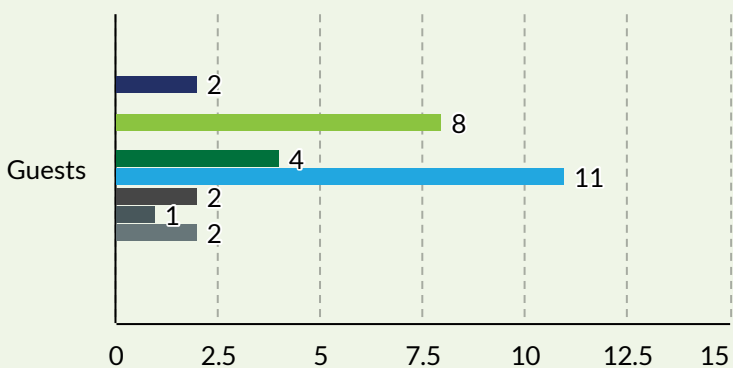


Admitted Ages: Program Totals

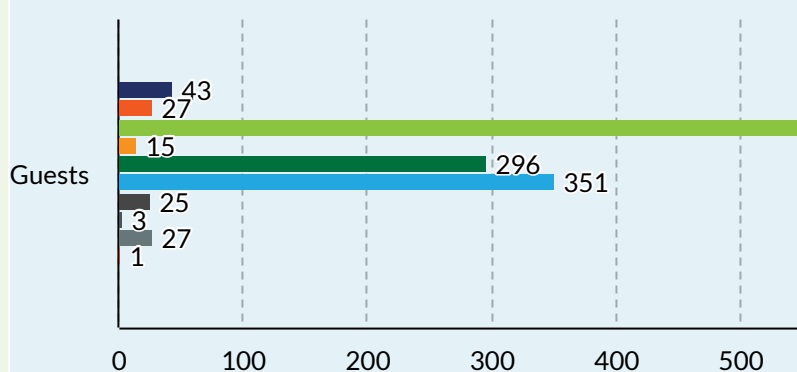


RACE

Admitted Races: December



Admitted Races: Program Total

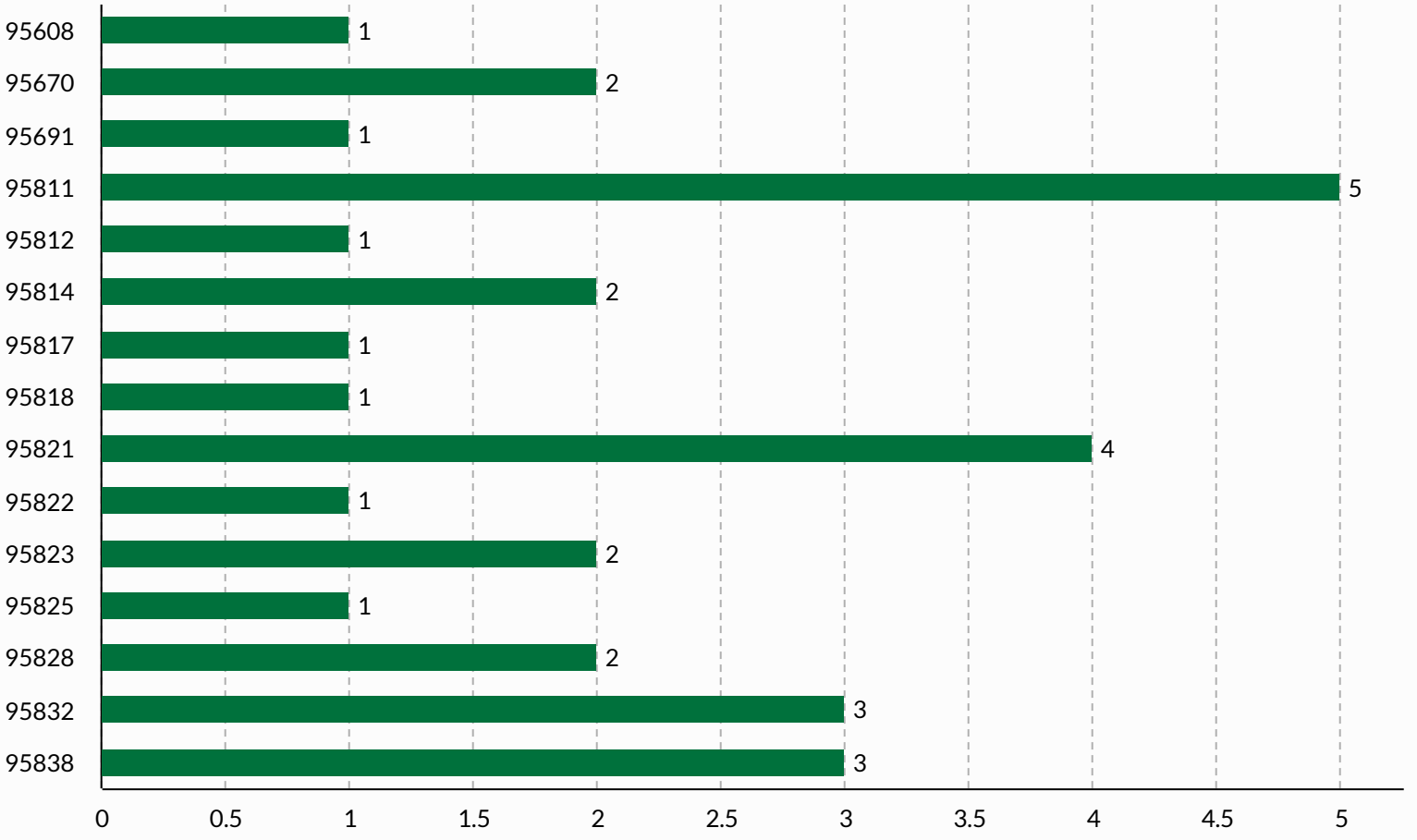


- American Indian or Alaska Native or Indigenous
- Asian or Asian American
- Black or African American or African
- Native Hawaiian or Other Pacific Islander
- White
- Client Doesn't Know/Refused
- Data Not Collected
- Hispanic/Latina/e/o
- Middle Eastern or North Africa
- Multiracial

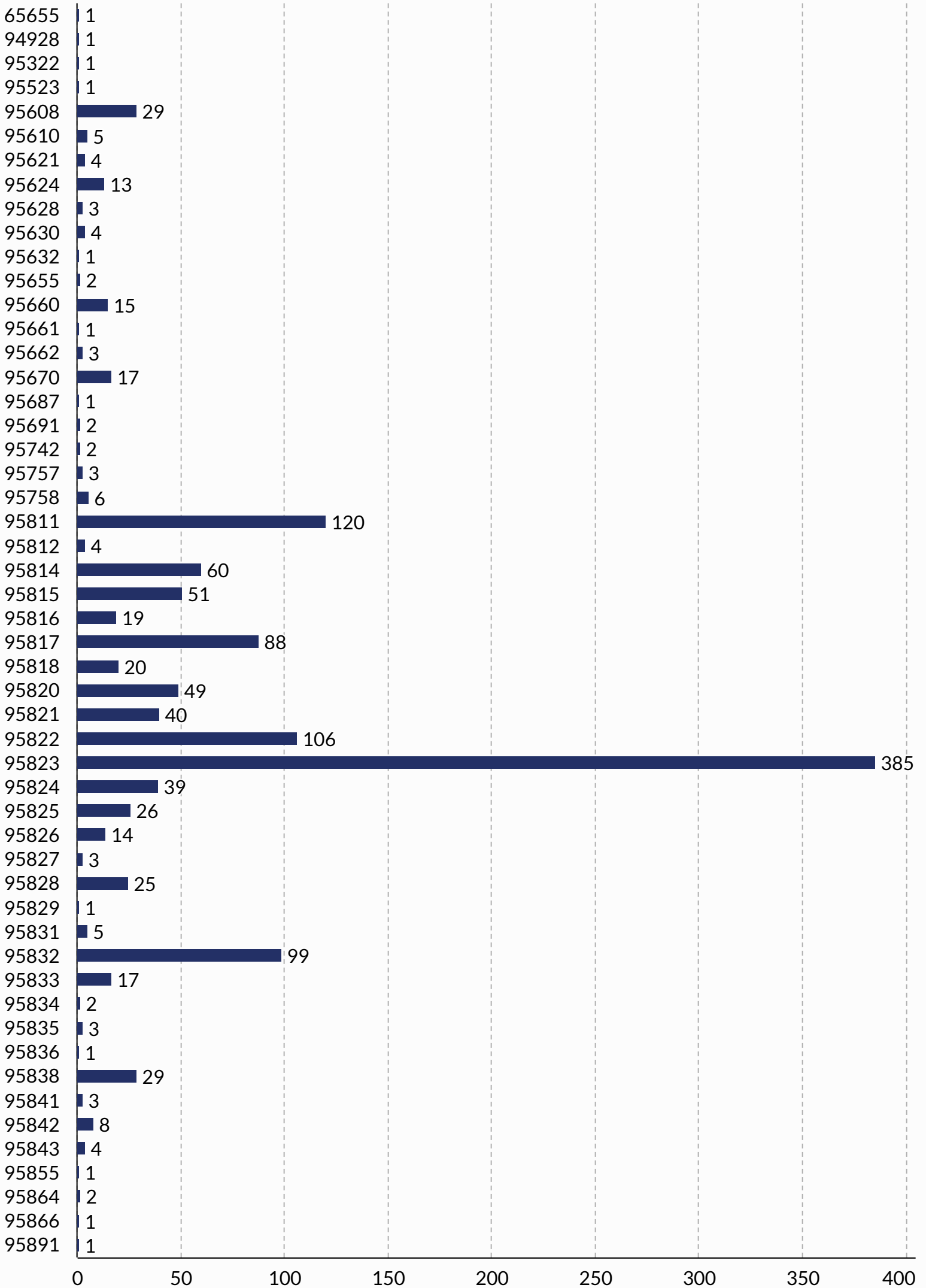
- American Indian or Alaska Native or Indigenous
- Asian or Asian American
- Black or African American or African
- Native Hawaiian or Other Pacific Islander
- White
- Client Doesn't Know/Refused
- Data Not Collected
- Hispanic/Latina/e/o
- Middle Eastern or North African
- Multiracial

P R I O R Z I P C O D E S

Admitted Zip Codes: December



Admitted Zip Codes: Program Total

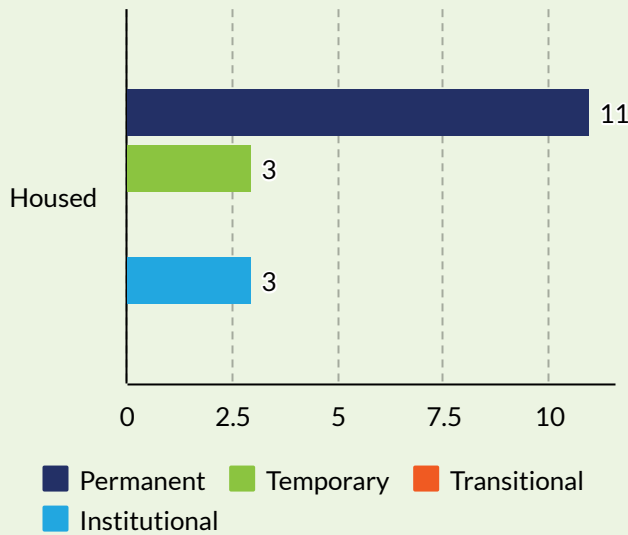


Prior Zip Code:

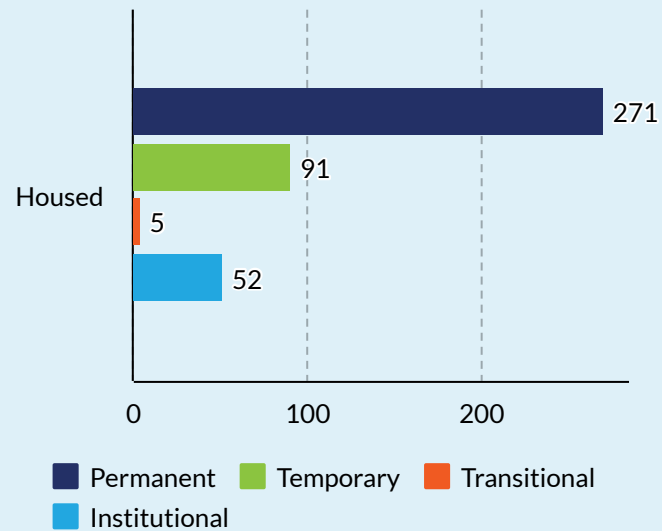
Refers to the different parts of the city where guests were found living prior to entry into the shelter. Only zip codes with reported data are listed.

HOUSED

Housed Guests: December



Housed Guests: Program Total



Housing Terms Defined

Permanent Housing:

The guest must be the tenant on a lease (or sublease) for an initial term of at least one year that is renewable and is terminable only for cause.

Temporary Housing:

The guest declares they are living on a temporary basis with family or friends.

Transitional Housing:

The guest lives in housing for a defined time period and may include supportive services.

Institution:

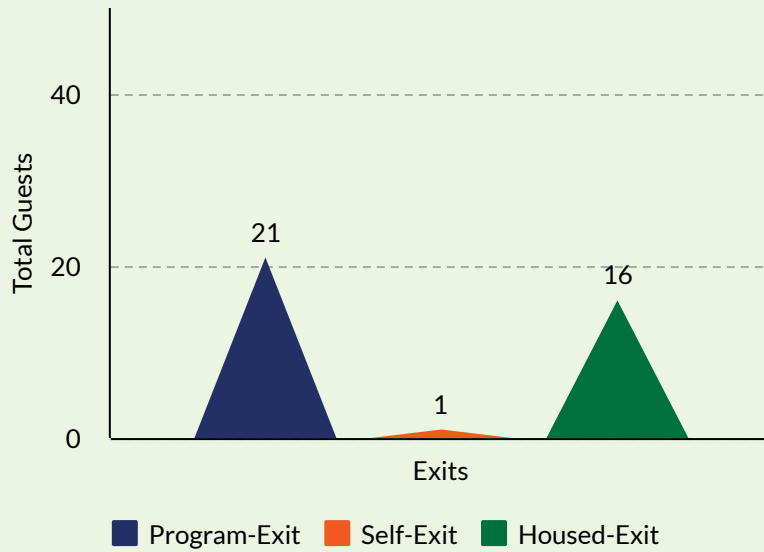
The guest lives in:

- Foster Care Home or Foster Care Group Home
- Psychiatric Hospital or other Psychiatric Facility
- Substance Abuse Treatment Facility or Detox Center
- Hospital or Residential Non-Psychiatric Medical Facility
- Jail, Prison or Juvenile Detention Facility
- Residential Project or Halfway House with no homeless criteria
- Long-term Care Facility or Nursing Home

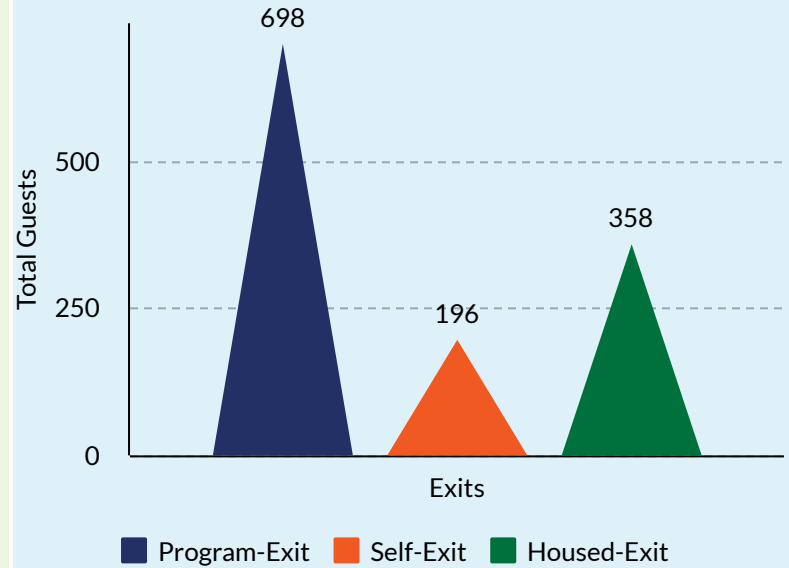
The Program Total counts may increase without proper accounting from the prior monthly totals. This is due to the delay in the verification of a guest's move out address and/or exit interview. Without a verified address the guest cannot be categorized in any of the housed options. When an address is verified, the update is recorded on the next report in the appropriate housing Program Total section.

EXITS

Exits: December



Exits: Program Total



Exits Defined

Program-Exit:

Exit based on noncompliance of program rules.

Self-Exit:

Exit based on the guest leaving the program of their own choice.

Housed-Exit:

Exit based on the guest leaving the program to Permanent, Transitional, Temporary Housing or to an Institution.

The counts in the Program Total may fluctuate without proper accounting from the monthly total. This is due to the delay in the verification of a guest's move out address and/or exit interview. The type of exit does not dictate the destination.

All reports are accessible on the SHRA.org website, under Find Housing-
Emergency Housing and Homeless Resources- Meadowview Navigation Center:
<https://www.shra.org/meadowview-navigation-center/>

Please refer all inquiries to SHRA Homeless Innovations Department:
Shelter Information (916) 440-1382
HIQuestions@shra.org

All data is pulled from the Homeless Management Information System and represents a
snapshot in time. Data is subject to change as it is reviewed and corrected.