



2970 X STREET



# X- Street Navigation Center

Opened September 21, 2021

November 16 to November 30, 2024

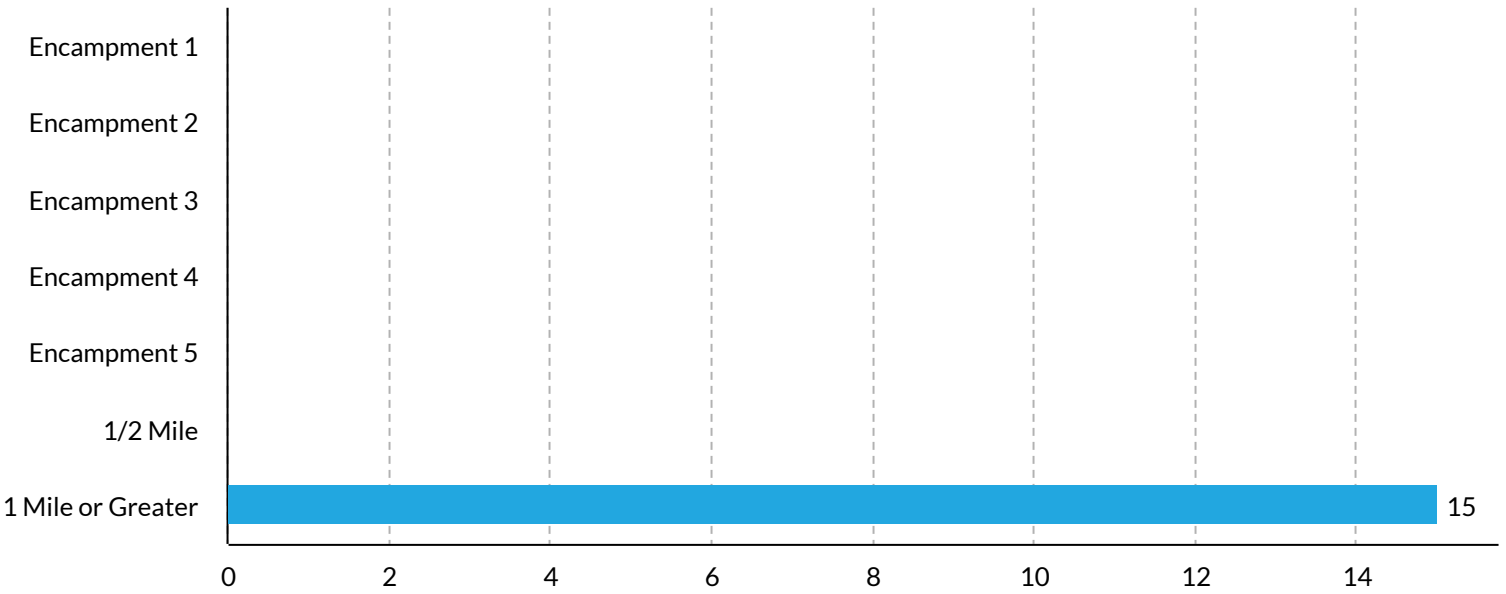
		Beds Filled %	Gender	Age	Animals	Services: Meals and Bed Nights
As of November 30, 2024  98 Guests	98%	Woman . . .	25			Meals <b>9,025</b>  Bed Nights <b>1,143</b>
		Man . . .	71	18-24	0	
		Non Binary . . .	0	25-34	14	
		Transgender . . .	2	35-54	43	
		Woman/ 1 other gender ID . . .	0	55-61	23	
		Man/ 1 other gender ID . . .	0	62+	18	
Project Year to Date (PYTD)  1,282 Guests  1,063 Unduplicated Guests		Woman . . .	378			Meals <b>525,934</b>  Bed Nights <b>97,024</b>
		Man . . .	889	18-24	20	
		Non Binary . . .	4	25-34	212	
		Transgender . . .	4	35-54	612	
		Woman/ 1 other gender ID . . .	5	55-61	257	
		Man/ 1 other gender ID . . .	2	62+	181	

Animals:

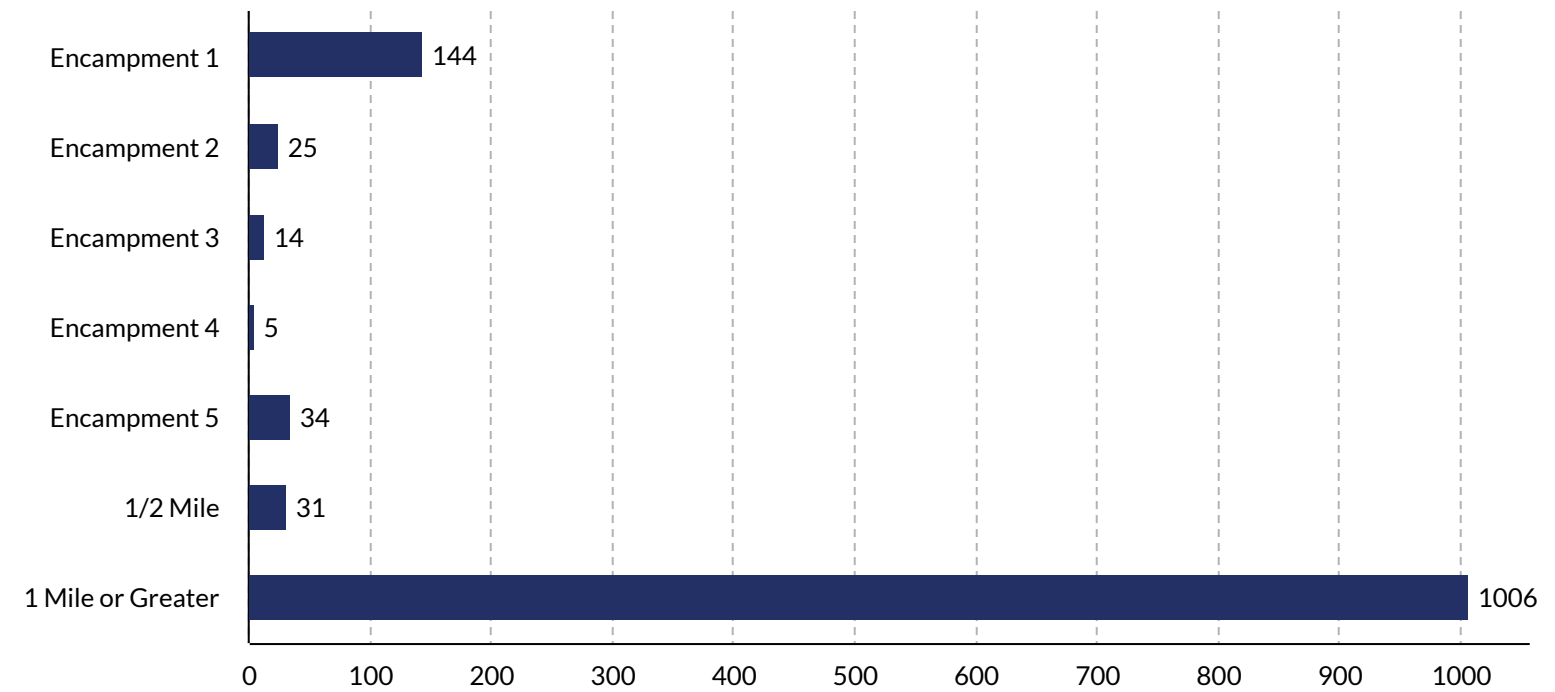
The number of guest pets.

# Admitted Encampments

## Week



## PYTD



### Admitted Encampments:

Refers to the different parts of the city where Guests were found living prior to entry into the shelter.

### Defined Terms

#### **Encampment 1**

Located near X Street and Alhambra.

#### **Encampment 2**

Located near 26th and X Street.

#### **Encampment 3**

Located near W Street and Alhambra.

#### **Encampment 4**

Located near 30th and T Street.

#### **Encampment 5**

Located near Broadway and Alhambra.

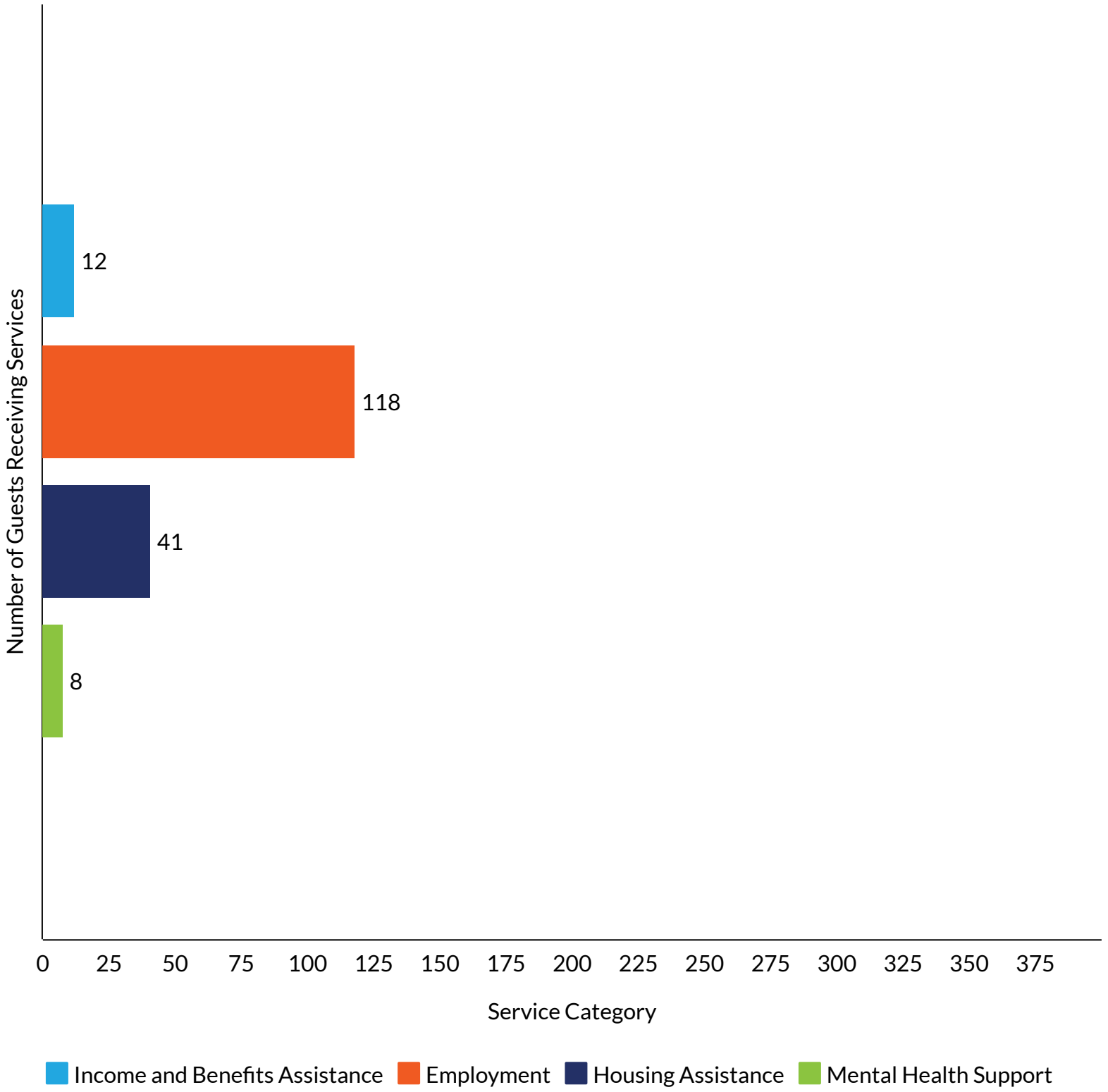
#### **1/2 Mile**

The guests previously lived in an uninhabitable area less than 1/2 mile outside of the shelter.

#### **1 Mile or Greater**

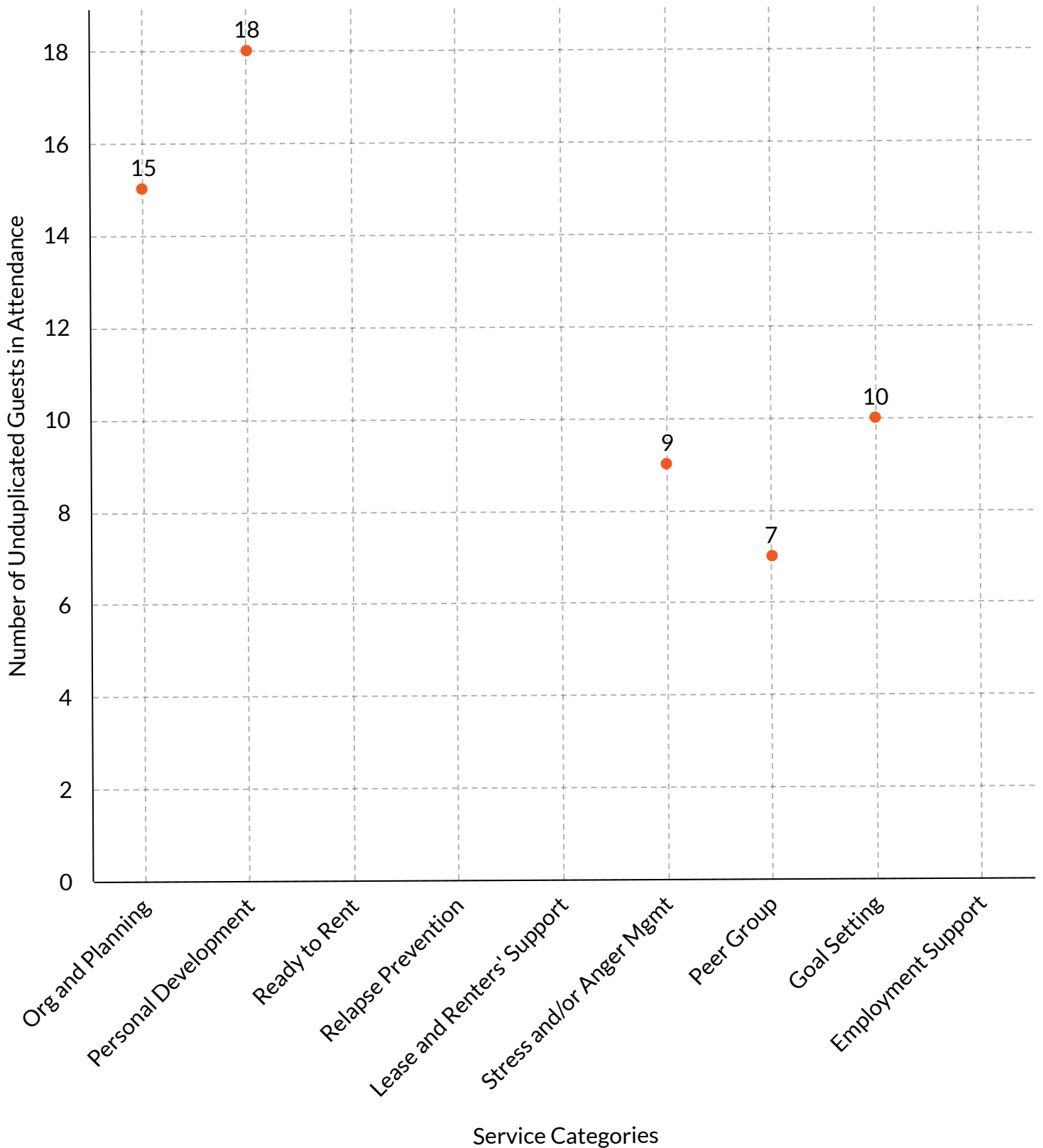
The guests previously lived in an uninhabitable area 1 mile or greater outside of the shelter.

# Weekly Services



Each Service Category is comprised of a multitude of services that are available to the guests. A guest may receive multiple services recorded under one category based on their need. The total count of possible guests will reflect the fluctuation of all guests throughout the time frame captured, which may surpass the end of week "in-house count".

# Weekly Workshops

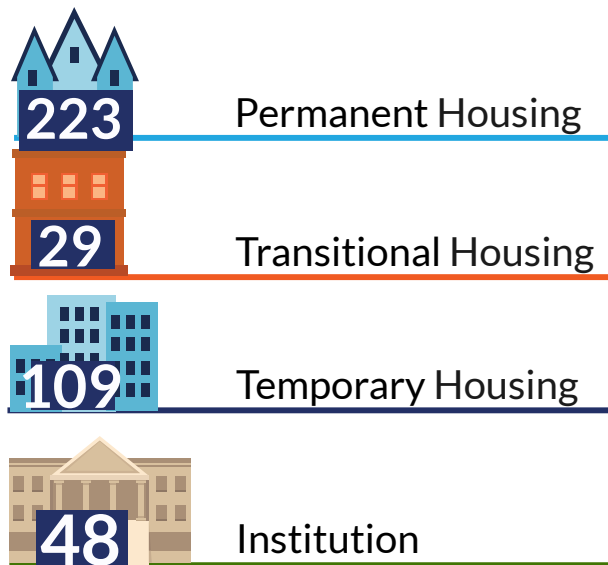


Each Service Category is comprised of a multitude of services that are available to the guests. A guest may receive multiple services recorded under one category based on their need. The total count of possible guests will reflect the fluctuation of all guests throughout the time frame captured, which may surpass the end of week "in-house count".

# Project Year to Date Successes

Housed

409 of 1,282



## PYTD Success Terms

( 1,282 guests have exited PYTD)

### Housed:

Guests that exited and obtained temporary, transitional or permanent housing as of project year to date.

#### ***Permanent Housing:***

The guest must be the tenant on a lease (or sublease) for an initial term of at least one year that is renewable and is terminable only for cause.

#### ***Temporary Housing:***

The guest declares they are living on a temporary basis with family or friends.

#### ***Transitional Housing:***

The guest lives in housing for a defined time period and may include supportive services.

***Institution:***

The guest lives in:

- Foster Care Home or Foster Care Group Home
- Psychiatric Hospital or other Psychiatric Facility
- Substance Abuse Treatment Facility or Detox Center
- Hospital or Residential Non-Psychiatric Medical Facility
- Jail, Prison or Juvenile Detention Facility
- Residential Project or Halfway House with no homeless criteria
- Long-term Care Facility or Nursing Home



All SHRA reports are accessible on  
the SHRA.org website, under Find Housing-  
Emergency Housing and Homeless Resources- X Street Navigation Center:  
<https://www.shra.org/x-street-navigation-center/>

Please refer all inquiries to SHRA Homeless Innovations Department:  
Shelter Information  
(916) 440-1382  
[HIQuestions@shra.org](mailto:HIQuestions@shra.org)

All data is pulled from the Homeless Management Information System and represents a  
snapshot in time. Data is subject to change as it is reviewed and corrected.

