

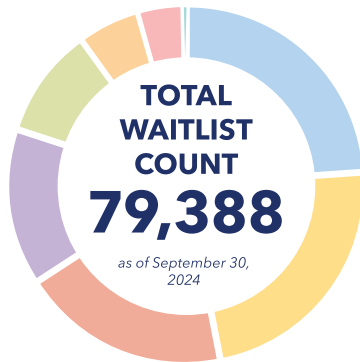


SACRAMENTO HOUSING AND REDEVELOPMENT AGENCY

SEPTEMBER 2024

HOUSING CHOICE VOUCHER PROGRAM MONTHLY REPORT

WAITLIST COUNT



#	waitlist
19,162	Saybrook
18,271	City Project-Based
15,281	County Project-Based
11,580	Mirasol Village
7,973	Phoenix Park
3,607	Housing Choice Vouchers
3,310	Project-Based Elderly
204	7th & H Street

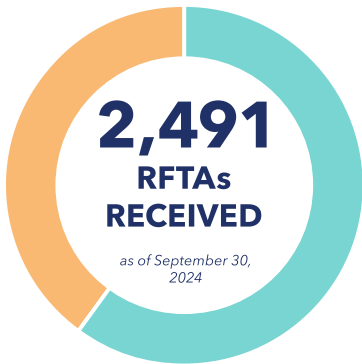
PAYMENTS

Month	# of Landlords Paid	Rent Subsidies Paid
January	3,659	\$16,716,399
February	3,681	\$16,825,623
March	3,693	\$17,512,257
April	3,688	\$17,682,161
May	3,868	\$17,583,519
June	3,687	\$17,542,588
July	3,679	\$18,086,683
August	3,693	\$18,250,247
September	3,702	18,740,913

**TOTAL RENT SUBSIDIES PAID
(YEAR-TO-DATE)**
\$158,940,391

as of September 30, 2024

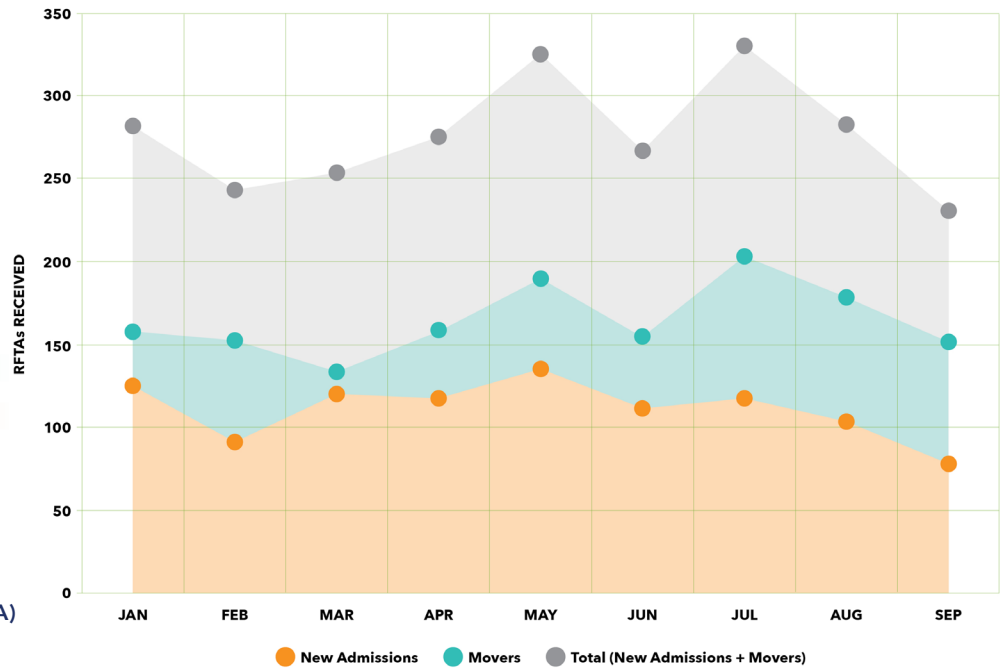
RFTAs RECEIVED



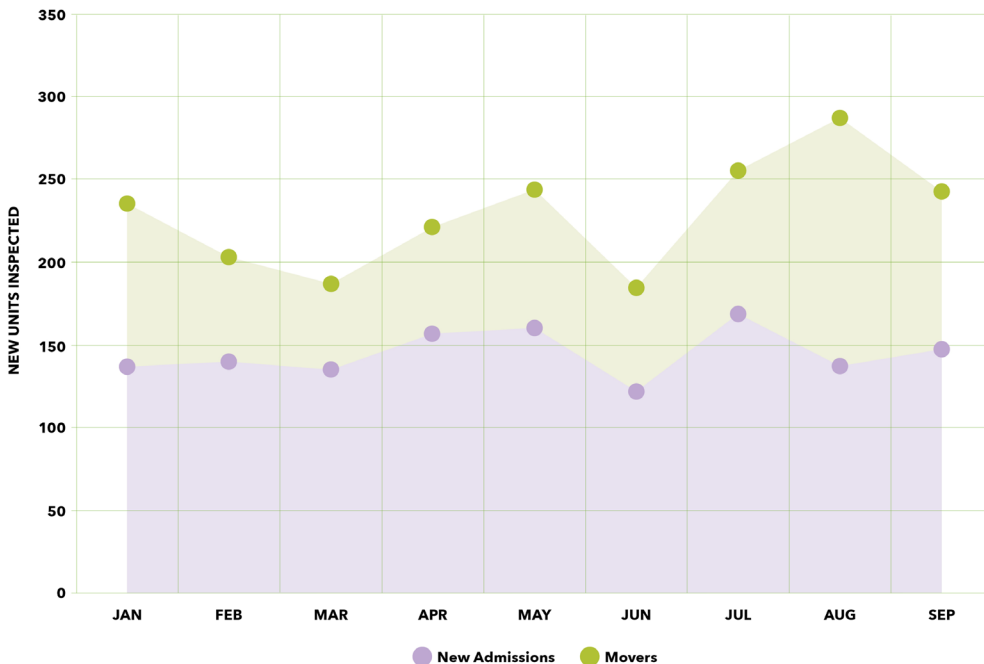
#	RFTAs
1,493	Movers
998	New Admissions

About 60% of the RFTAs received are for program participants who are moving. The other 40% are for households new to the program.

*a Request for Tenancy Approval (RFTA) is the HUD document a landlord and tenant sign requesting the tenant's voucher to pay for the landlord's unit.



INSPECTIONS



#	inspections
2,059	Movers
1,303	New Admissions

An average of 370 inspections are completed a month for new admissions and movers.

Additionally, an average of 500 annual inspections are completed a month.