

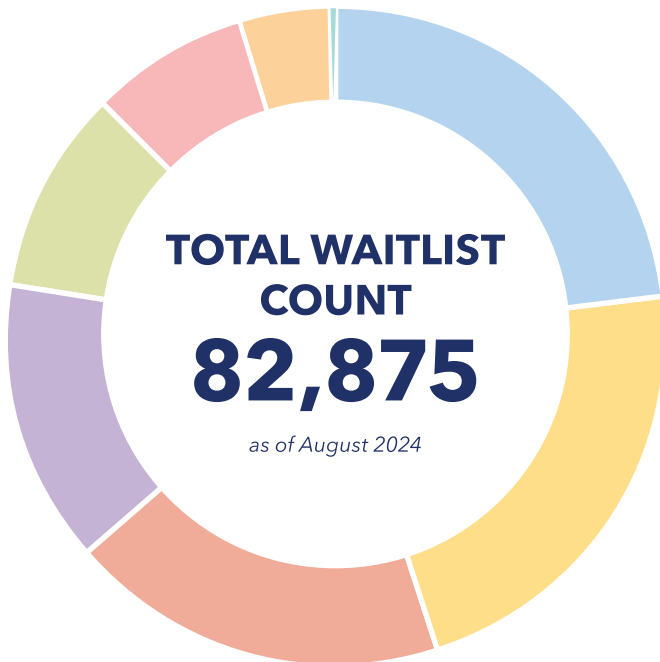


SACRAMENTO HOUSING AND REDEVELOPMENT AGENCY

# AUGUST 2024

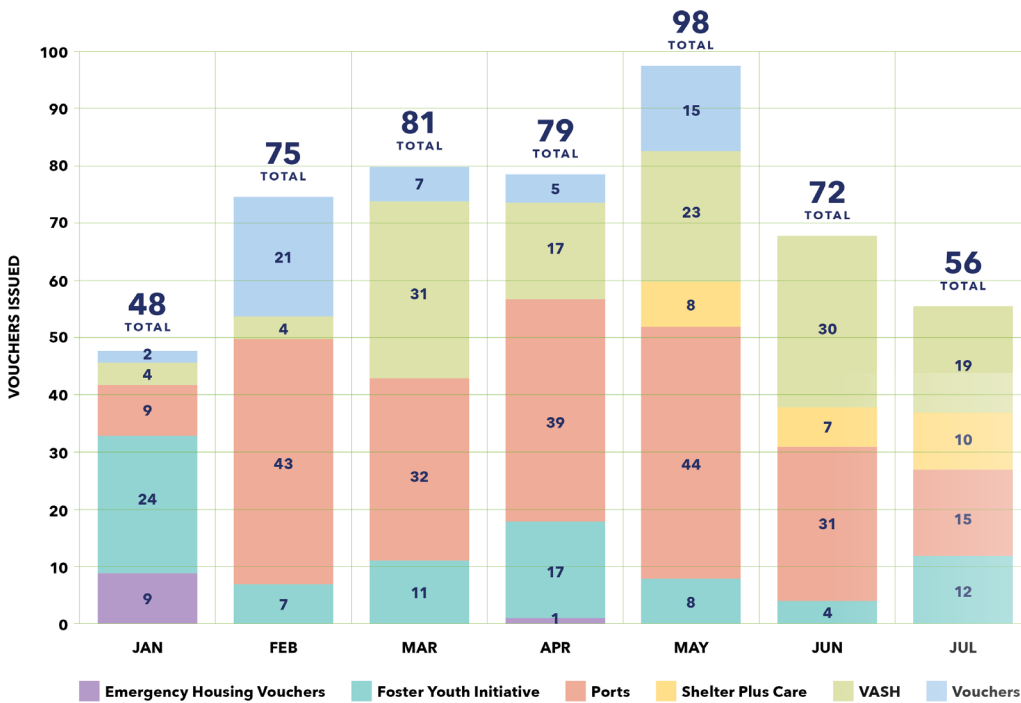
## HOUSING CHOICE VOUCHER PROGRAM MONTHLY REPORT

### WAITLIST COUNT




#	waitlist
19,205	Saybrook
18,268	City Project-Based
15,283	County Project-Based
11,577	Mirasol Village
8,261	Phoenix Park
6,506	Project-Based Elderly
3,571	Housing Choice Vouchers
204	7th & H Street

# VOUCHERS ISSUED



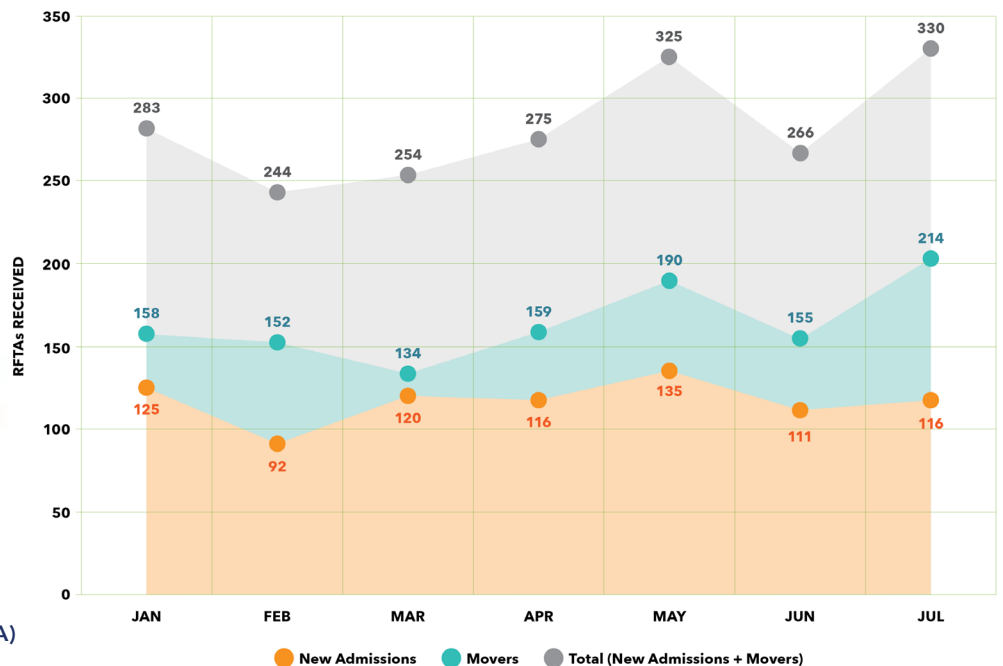
#	voucher type
213	Ports (vouchers coming into Sacramento from other housing authorities)
128	Veterans Affairs Supportive Housing (VASH)
83	Foster Youth Initiative
50	Vouchers
25	Shelter Plus Care
10	Emergency Housing Vouchers

# RFTAs RECEIVED



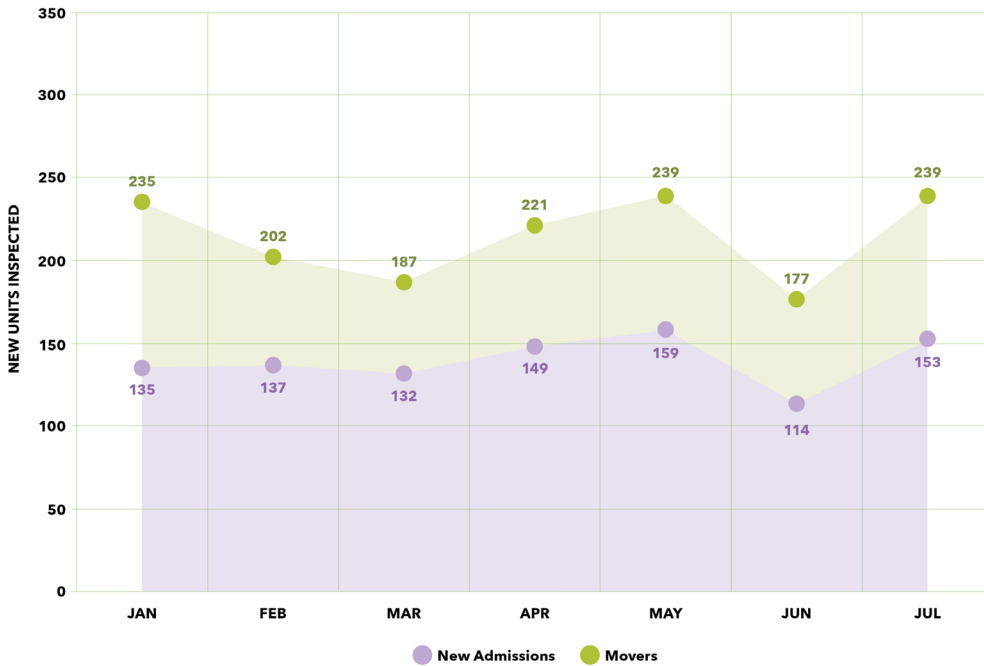
#	RFTAs
1,162	Movers
815	New Admissions

About 60% of the RFTAs received are for program participants who are moving. The other 40% are for households new to the program.



\*a Request for Tenancy Approval (RFTA) is the HUD document a landlord and tenant sign requesting the tenant's voucher to pay for the landlord's unit.

# INSPECTIONS



#	inspections
1,500	Movers
979	New Admissions

An average of 350 inspections are completed a month for new admissions and movers. An average of 500 annual inspections are completed a month.



## HOW MANY INITIAL INSPECTIONS WERE COMPLETED BEFORE THE UNIT PASSED?

# of passed inspections	inspections needed to pass
316 (58%)	1 inspection
169 (31%)	2 inspections
41 (8%)	3 inspections
14 (3%)	4 inspections

# PAYMENTS

Month	# of Landlords Paid	Rent Subsidies Paid
January	3,659	\$16,716,399
February	3,681	\$16,825,623
March	3,693	\$17,512,257
April	3,688	\$17,682,161
May	3,868	\$17,583,519
June	3,687	\$17,542,588
July	3,669	\$18,086,683

**TOTAL RENT SUBSIDIES PAID  
(YEAR-TO-DATE)**  
**\$121,949,230**

*as of August 2024*